

International Students Arrival Booklet



Rangitoto College



Welcome

Your adventure awaits



Congratulations on being accepted into the largest High School in New Zealand! Your arrival day is here, and your adventure has begun. Welcome to the International family!

This booklet contains important information to help you settle into school life at Rangitoto. You will find general information such as school rules and timetable advice, but you will also find some information on extra-curricular activities around the school and advice on making the most of your time here in New Zealand.

We want you to enjoy your time here and have a great experience. Try to take advantage of the opportunities on offer – join sports teams, cultural clubs or go on different trips around New Zealand. Just decide what you want to do, and we can help you achieve it!













CONTENTS

International Department Staff	4
Who to go to for help	5
Rangitoto College Information	6
School Rules	7
School Uniform	8-9
Timetable Information	10
Student Timetable	11
Being an International Student	12-13
Living with a Homestay Family	12-13
Visa and Insurance Information	14
Frequently Asked Questions	15
Living in Auckland	16
Transport – How to get around	17
Culture Shock	18
NauMai NZ	19
Extra-Curricular Activities	20
How to join a Sports Team	20
How to join a Performing Arts Group	21
Activities outside school	22

INTERNATIONAL DEPARTMENT STAFF

The international office is open to students from 8:00am to 4:30pm Monday to Friday, including school holidays. We are here to help you if you have any questions or issues.

	<p>Lynda Lidgard Director lynda@rangeworld.co.nz</p> <p>Contact for: -New applications -Rangitoto rules -Marketing</p>		<p>Vanesa Pearce International Manager int.manager@rangeworld.co.nz</p> <p>Contact for: -Marketing -Website -School visits</p>
	<p>Victoria Craven Student Services admin@rangeworld.co.nz</p> <p>Contact for: -Orientation Information -General advice -Visa information</p>		<p>Chantal Burnie Finance Officer finance@rangeworld.co.nz</p> <p>Contact for: -Tuition fee payment -Insurance policies / claims</p>
	<p>Victoria Hitchens: Accommodation Coordinator accommodation@rangeworld.co.nz</p> <p>Contact for: -Homestay concerns -Becoming a homestay -Pastoral care -Travel & NZ Tours</p>		<p>Anna Leech: Accommodation Coordinator accommodation@rangeworld.co.nz</p> <p>Contact for: -Homestay concerns -Becoming a homestay -Pastoral care -Travel & NZ Tours</p>
	<p>Hyung Won Lee International dean Hyung.Lee@rangitoto.school.nz</p> <p>Contact for: Years 12-13 -Academic issues -Timetables</p>		<p>Ye Sul Kim International dean YeSul.Kim@rangitoto.school.nz</p> <p>Contact for: Years 9-11 -Academic issues -Timetables</p>
	<p>Julie Strang Deputy Principal julie.strang@rangitoto.school.nz</p> <p>Contact for: -Disciplinary issues -Issues with staff</p>		<p>Ivy Lin Language Support - Chinese chinese.support@rangeworld.co.nz</p> <p>Contact for: -Chinese language and student support</p>

EMERGENCY PHONE: 0800 563 263

WHO TO GO TO FOR HELP

We have included information below on who to ask for help, and whom you should go to if you need to make a complaint. You can either write your problem/question/complaint down and hand it in, or see the person listed. It usually helps to mention a problem/issue early on when the problem is still small.

Issue	Who can help
Agents	Your Agent Director of International Students – Lynda Lidgard
Homestay/Caregiver	Your Caregiver Accommodation Coordinators Guidance Department
Academic	Your Teacher or Tutor Teacher The HOD of Department International Deans – Mr Lee & Ms Kim Guidance Department
Social/ Personal	Guidance Department Careers Department International Dean – Mr Lee (Y12-13) International Dean - Ms Kim (Y9-11) Tutor Teacher
Other/ Outside School Issues	Guidance Department International Dean – Mr Lee International Director – Lynda Lidgard
Visa Assistance	Student Services Coordinator – Victoria Craven
Insurance/ Claim Assistance	Finance Officer – Chantal Burnie Student Services Coordinator - Victoria Craven
Travel Assistance (in NZ)	Accommodation Office
Feeling Unwell	If at School – Nurse at Health Centre (8:40am – 3:20pm) If outside school – Homestay/ Caregiver
Lost property	Student Office Window – Mrs Hastie



RANGITOTO INFORMATION

TERM DATES 2025

- TERM 1:** 23 January – 11 April
- TERM 2:** 28 April – 27 June
- TERM 3:** 14 July – 19 September
- TERM 4:** 6 October – 5 December

COMPUTER LOGIN INFORMATION

Your username will be your student ID number. Within the first week of your arrival, your login details and password will be emailed to the personal email address you provided during enrolment.

STUDENT ID CARDS

Your ID photo will be taken within the first few days of your arrival. Your ID card will be issued soon after. You can use this card to get student fares on school buses, as well as discounts at places like the cinema and the gym. This card is also compulsory to carry around school as it is used for access to some printers and buildings. If you lose your ID card, please see Victoria in the International Office.

ABSENT?

If you are absent from school due to illness, you must bring a note to your tutor teacher, written and signed by your homestay family/caregiver/parent, within 2 days of returning to school. If this is not done, you will automatically be marked as Truant and will be given detention.

Your Homestay/ caregiver must also send an email to the Attendance Officer:

absence@rangitoto.school.nz stating your name, ID number, tutor class, reason for absence and number of days absent.

BUYING FOOD AT SCHOOL

At Rangitoto College, we have two places for students to buy food. We call them “tuck shops”. You can buy snack food at interval and at lunchtime. One tuck shop is located on the bottom level of L block, and the other is located behind C block. In order to buy food you will need either cash or a New Zealand EFTPOS card. International Debit and Credit Cards are not accepted. New Zealand schools do not have sit down cafeterias like in many other countries.

RANGITOTO COLLEGE SCHOOL RULES

We expect students to behave with courtesy and respect towards each other and especially towards members of the College staff.

CLASSROOM RESPONSIBILITIES

- Rangitoto College requires that International Students maintain 100% attendance.
- Attend all classes, tutor periods, and arrive punctually to every class.
- Have all the books/equipment needed for your class ready at the beginning of each lesson.
- If absent, bring absence notes, written and signed by parent or official guardian, to your Tutor Teacher on your first day back at school after illness.
- Do not eat in class unless the teacher has given you permission.
- Cell phones are to be turned off and not seen during class unless the teacher gives permission.

RESPECT FOR PROPERTY

- Look after the classroom, furniture, equipment, and grounds.
- Respect your environment - do not leave rubbish and litter around.
- Staff offices, teachers' desks, cupboards etc. are not to be used by students.
- Do not take things that belong to other people.
- Report any loss or damage immediately to the office or a senior staff member.
- Cell phones, iPod, laptops and other digital equipment are brought to school at the owners' risk.

UNIFORM

- Wear correct school uniform and see that it is clean, tidy, and clearly named.
- Report to a Dean before school if wearing any incorrect uniform item.
- Boys are to be clean-shaven at all times.
- NO makeup, nail varnish, beards, or moustaches

AT ALL TIMES

- Do not leave the school grounds during the day without first getting permission from your Dean or senior staff member. If you feel unwell, you must see the school nurse.
- Visitors to the College must go to the office and get permission to be in the school grounds.
- If you need to bring valuable possessions or large amounts of money to school, leave them in the office during the school day.
- Do not bring any of the following items to school: chewing gum, cigarettes, matches, lighters, firecrackers of any type, alcohol, illegal drugs, knives, weapons of any kind, laser light equipment of any kind.

TRANSPORT

- International Students are NOT allowed to drive or own a vehicle whilst in New Zealand without special approval from Rangitoto College. If a student wishes to sit their learners and restricted driver's license in New Zealand, they must see the international office for permission first.
- Skateboards and scooters must be handed in to the gear deposit room before school.
- You must wear a cycle helmet any time you are riding a bicycle or scooter/e-scooter.
- Bicycles, scooters, e-scooters and skateboards are not allowed to be ridden in the school grounds.
- Obey the road crossing rules and observe safe traffic behaviour at all times.
- Parents / Taxi drivers dropping off or collecting students are not permitted to enter the grounds using the East Coast Road entrance. Please use the drop off area in the lower car park off Grahame Collins Drive.

RANGITOTO COLLEGE SCHOOL UNIFORM

All Year 9-12 Rangitoto College students must wear a school uniform.

You can buy a new uniform from our uniform shop located at school. Otherwise, you can buy a second-hand uniform from our second-hand uniform shop. This is open every Friday during the lunchbreak and is located next to the tennis courts behind E block.

SHOES:

Black Leather Shoes: Plain black, polishable, lace-up shoes. Shoes must be sturdy, support the foot, and have a heel of approximately 1.5-2 cm. Boots, ballet shoes, skate shoes, and sports shoes are not permitted. Shoes are to be worn year-round.

Black Sandals: Sandals with two buckle straps (no heel straps) can be worn with skirts and shorts, but not with long trousers or socks. They can be worn year-round.

JUNIOR GIRL – BASIC UNIFORM:

Skirt: Knee-length, dark navy poly/wool blend with a centre front pleat and side zip (security) pocket. To be worn at the waist, on the knee.

Trousers: Rangitoto College long trousers.

Blouse: Mid-blue polyester, shaped blouse with College logo on the bottom left front hem. To be worn out over the skirt.

JUNIOR BOY – BASIC UNIFORM:

Shorts: Plain dark navy dress shorts (no front pleats) with an expandable waist and zip (security) pocket. College logo on the back. To be worn at the waist.

Trousers: Rangitoto College long trousers.

Shirt: Mid-blue polyester short sleeve shirt with College logo on the bottom left front. To be worn out over the shorts.

JUNIOR – PE UNIFORM:

All Year 9 & 10 students are required to wear the PE shirt. The shirt is compulsory but can be worn with any plain navy blue or black shorts or leggings.

SENIOR GIRL – BASIC UNIFORM:

Skirt: Mid-calf, dark navy poly/wool blend straight skirt with two front pleats and side zip (security) pocket.

To be worn at the waist, mid-calf length.

Trousers: Rangitoto College long trousers.

Blouse: White polyester shaped blouse with College logo on the bottom left front hem. To be worn out over the skirt.

SENIOR BOY – BASIC UNIFORM:

Shorts: Plain dark navy dress shorts (no front pleats) with an expandable waist and zip (security) pocket. College logo on the back. To be worn at the waist.

Trousers: Rangitoto College long trousers.

Shirt: White polyester shirt with College logo on the bottom left front. To be worn out over the shorts.

YEAR 13 STUDENTS:

Smart-casual workplace attire is expected. Avoid beachwear and offensive slogans on t-shirts.

To judge acceptable clothing length: with hands by sides, shorts/skirt/dress hemline should be at fingertips or below.



Optional blazer
Ties are only required at formal occasions



Junior UNIFORM

Optional blazer
Ties are only required at formal occasions



Optional blazer
Ties are only required at formal occasions



Optional blazer
Ties are only required at formal occasions



RANGITOTO COLLEGE TIMETABLE

Rangitoto College has a six-day timetable system, which includes five periods a day.

Start time	Day 1	Day 2	Day 3	Day 4	Day 5	Day 6
8:40am-9:00am (20)	Tutor period					
9:00am-10:00am (60) Period 1	A	F	E	D	C	B
10:00am-10:05am (5)	Transition time					
10:05am-11:05am (60) Period 2	B	A	F	E	D	C
11:05am-11:30am (25)	Break 1 - Morning Tea					
11:30am-12:50pm (80) Period 3	C	B	A	F	E	D
12:50pm-12:55pm (5)	Transition time					
12:55pm-1:35pm (40) Period 4	D	C	B	A	F	E
1:35pm-2:15pm(40)	Break 2 - Lunch					
2:20pm-3:20pm(60) Period 5	E	D	C	B	A	F

TUTOR PERIOD

Each student is placed in a tutor class, which you attend every morning before classes begin. You must attend Tutor class as your attendance is taken and important information and news in the school is shared.

Once a week you will have an Assembly instead of Tutor Period.

Go to the Auditorium at 8:40am on the day that your year level has assembly.

These are as follows:

- Monday:** Year 9
- Tuesday:** Year 10
- Wednesday:** Year 11
- Thursday:** Year 12
- Friday:** Year 13

RANGITOTO COLLEGE TIMETABLE

Within your first few days of arrival, you will be given your Rangitoto College individual timetable.

This timetable shows your subject choices, teachers, and classrooms.

It also outlines your Tutor Class information.

Students Name

Form: 11HF Teacher: Ms Alisha Tilbury

Day 1	Pd 1 (9:00 - 10:00) Mr Sam Griffith Year: 11 Class: A1 Room: C.6 Accounting	Pd 2 (10:05 - 11:05) Mrs Sally Polson Year: 11 Class: B1 Room: C.3 Economics	Pd 3 (11:30 - 12:50) Mrs Michelle Parkinson Year: 11 Class: C1 Room: A10	Pd 4 (12:55 - 13:35) Mrs Catherine Udy-Bothwell Year: 11 Class: D1 Room: M18	Pd 5 (14:20 - 15:20) Mr Kim Ciennis Houang Year: 11 Class: E2 Room: S.3	Tutor (8:40 - 8:55) Ms Alisha Tilbury Year: 11 Class: HF Room: B.4 Tutor
	Pd 1 (9:00 - 10:00) Mr Thomas Shadbolt Year: 11 Class: F1 Room: J.3	Pd 2 (10:05 - 11:05) Mr Sam Griffith Year: 11 Class: A1 Room: C.6 Accounting	Pd 3 (11:30 - 12:50) Mrs Sally Polson Year: 11 Class: B1 Room: C.3 Economics	Pd 4 (12:55 - 13:35) Mrs Michelle Parkinson Year: 11 Class: C1 Room: A10	Pd 5 (14:20 - 15:20) Mrs Catherine Udy-Bothwell Year: 11 Class: D1 Room: M18	Tutor (8:40 - 8:55) Ms Alisha Tilbury Year: 11 Class: HF Room: B.4 Tutor
Day 3	Pd 1 (9:00 - 10:00) Mr Kim Ciennis Houang Year: 11 Class: E2 Room: S.3	Pd 2 (10:05 - 11:05) Mr Thomas Shadbolt Year: 11 Class: F1 Room: J.3	Pd 3 (11:30 - 12:50) Mr Sam Griffith Year: 11 Class: A1 Room: C.6 Accounting	Pd 4 (12:55 - 13:35) Mrs Sally Polson Year: 11 Class: B1 Room: C.3 Economics	Pd 5 (14:20 - 15:20) Mrs Michelle Parkinson Year: 11 Class: C1 Room: A10	Tutor (8:40 - 8:55) Ms Alisha Tilbury Year: 11 Class: HF Room: B.4 Tutor
	Pd 1 (9:00 - 10:00) Mrs Catherine Udy-Bothwell Year: 11 Class: D1 Room: M18	Pd 2 (10:05 - 11:05) Mr Kim Ciennis Houang Year: 11 Class: E2 Room: S.3	Pd 3 (11:30 - 12:50) Mr Thomas Shadbolt Year: 11 Class: F1 Room: J.3	Pd 4 (12:55 - 13:35) Mr Sam Griffith Year: 11 Class: A1 Room: C.6 Accounting	Pd 5 (14:20 - 15:20) Mrs Sally Polson Year: 11 Class: B1 Room: C.3 Economics	Tutor (8:40 - 8:55) Ms Alisha Tilbury Year: 11 Class: HF Room: B.4 Tutor
Day 5	Pd 1 (9:00 - 10:00) Mrs Michelle Parkinson Year: 11 Class: C1 Room: A10	Pd 2 (10:05 - 11:05) Mrs Catherine Udy-Bothwell Year: 11 Class: D1 Room: M18	Pd 3 (11:30 - 12:50) Mr Kim Ciennis Houang Year: 11 Class: E2 Room: S.3	Pd 4 (12:55 - 13:35) Mr Thomas Shadbolt Year: 11 Class: F1 Room: J.3	Pd 5 (14:20 - 15:20) Mr Sam Griffith Year: 11 Class: A1 Room: C.6 Accounting	Tutor (8:40 - 8:55) Ms Alisha Tilbury Year: 11 Class: HF Room: B.4 Tutor
	Pd 1 (9:00 - 10:00) Mrs Sally Polson Year: 11 Class: B1 Room: C.3 Economics	Pd 2 (10:05 - 11:05) Mrs Michelle Parkinson Year: 11 Class: C1 Room: A10	Pd 3 (11:30 - 12:50) Mrs Catherine Udy-Bothwell Year: 11 Class: D1 Room: M18	Pd 4 (12:55 - 13:35) Mr Kim Ciennis Houang Year: 11 Class: E2 Room: S.3	Pd 5 (14:20 - 15:20) Mr Thomas Shadbolt Year: 11 Class: F1 Room: J.3	Tutor (8:40 - 8:55) Ms Alisha Tilbury Year: 11 Class: HF Room: B.4 Tutor

Example from timetable above:

Tutor Room = B4

On Day 1, Period 1, the classroom is C6

On Day 3, Period 4, this student has Economics in room C3.

BEING AN INTERNATIONAL STUDENT - LIVING WITH A HOMESTAY FAMILY

Most of the international students attending Rangitoto College will live with a homestay family while in New Zealand.

Your homestay has been carefully selected for you to match the preferences you wrote in your enrolment application. While you are living with a homestay you will expect to be treated as a normal family member, (this includes helping around home!) and you will experience a 'kiwi' lifestyle.

Life in New Zealand can be very different from living in your own country. Here are some guidelines to help you adjust. Please remember that it is important to respect your homestay family and communicate with them. If you have any questions, just ask.

FAMILY SITUATION

You may be living in a family with one parent or two parents. In either case, it is quite common for both the mother and father to be working. You will always have your own bedroom, but you may need to share a bathroom with other family members. New Zealand families do not tend to have housemaids or house cleaners, so you will have to help around the house and make sure you keep your own room clean and tidy.

LAUNDRY

When you arrive, please talk to your homestay family about how they do the laundry. They will usually do it for you, but they will not come and collect it from your room. There is usually a washing basket that you will put your dirty clothes in if you want them to be washed.

FOOD

Your host family will provide all meals. In New Zealand, we tend to eat sandwiches for lunch, not a hot cooked meal like you may be used to. You might find this hard to get used to if you normally have a cooked meal in the middle of the day. You should always make your own lunch and will need to ask your homestay what is available for lunches. Dinnertime is usually between 6pm-8pm in New Zealand. Make sure you tell your host in advance if you are eating out, so they do not cook extra for you. It is also a nice idea to help around the house at dinnertime – perhaps ask if you can help by setting the table, helping to cook dinner every now and then. Why don't you cook a traditional meal for your new family? Just remember, food in New Zealand may be different to what you are used to – always try it first, then if you do not like it say so.



TELEPHONE AND INTERNET

If you need to phone overseas, please use your personal Cell Phone.

Try not to spend excessive amounts of time on the internet and do not do large amounts of downloads. It is illegal to download pirated movies, TV shows and music in New Zealand. Computers are also available at school to use during lunchtimes or after school. There are also a number of internet cafes around the North Shore that you can use.

CURFEWS

AGE	SUNDAY-THURSDAY	FRIDAY	SATURDAY
Under 15 years	TO BE AGREED BETWEEN THE HOST FAMILY AND THE STUDENT. RANGITOTO COLLEGE RECOMMENDS A CURFEW OF NO LATER THAN 9PM.	Under Supervision	Under Supervision
15 years		10 pm	10 pm
16 years		11 pm	11 pm
17 years and over		11 pm	11 pm

- Always check with your homestay family before you go out at night and on the weekend.
- Always keep in touch with your homestay family by phone.
- Get enough sleep so that you are alert at school.

BEDROOM AND BATHROOM

- Keep your room neat and tidy. Open your curtains and make your bed before leaving for school.
- Keep personal items (i.e. cosmetics, skincare, and nail polish) in a container so they do not stain the tops of furniture. Do not leave hot hairdryers or straighteners on furniture or carpet as they may burn.
- Turn off heaters/electric blankets before going to bed to save power and reduce the risk of a fire.
- Make sure your lights and other electrical appliances are switched off when you leave for school.
- Do not leave dirty dishes in your room or leave food scraps in your rubbish bin.
- Check with your homestay family what you should do with your dirty laundry.
- Limit your showers to 5-7 minutes and turn on the bathroom fan (if there is one).
- Please do not shower after 9:30 pm as this can disturb sleeping family members.
- Hang your wet towel back up on the towel rack – do not leave on the floor or in your bedroom.
- Do not flush sanitary pads down the toilet – wrap them up and put them in the rubbish bin.
- Always leave the bathroom clean and tidy.

DEALING WITH PROBLEMS

If you are unhappy with your homestay placement, we will ask you to first try to work things out. Often issues can be solved just through communication and compromise. If this still does not work, we will do our best to move you to another suitable family. We do require 1 weeks' notice if you or the host family decide to make a change. We do not tend to move students in their first term at Rangitoto College.

Failure to respect the homestay curfews and house rules may result in serious consequences.

VISA AND INSURANCE INFORMATION

VISA RENEWALS

Students are required to initiate the renewal process for their visas at least one month prior to the expiration date. The most efficient method for applying for a visa renewal is by using the online application platform provided by Immigration NZ. Once all necessary documents are ready, the online application form can be completed in less than 15 minutes. For inquiries, contact Victoria in the international office. Should you prefer the school's assistance in submitting your visa renewal application, an administration fee of \$85 will be applicable (excluding the immigration NZ visa fee).

INSURANCE

It is compulsory for all international students to hold travel and medical insurance while in New Zealand. This means you can claim back money you spend on seeing a doctor if you become sick, as well as claiming back money on lost or broken property (e.g. cameras or phones). If you need to make a claim, please see Chantal in the international office. You will need to make sure you keep all the receipts of any payments you make.

The following is a guideline to look at when in a situation where your insurance may be needed.

- All international students have medical insurance and should hold a copy of their policy.
- If you need to see a doctor, we recommend the Browns Bay Family Doctors. They are located at 65 Clyde Road, Browns Bay (ph. 09 479 4834). You would need to book an appointment but if you would prefer you can ask your homestay family or someone from the International Department and we can take you.
- Remember to keep your receipts and doctor's notes if you visit the doctor, so that you can make an insurance claim afterwards.
- In the event of an emergency, host families should phone the International Office emergency helpline on 0800 563 263.
- Students should not seek medical attention at a hospital for a general doctor's consultation;
- they must first visit a general practitioner at a medical centre.
- Students need a doctor's referral for hospitalisation as well as specialist consultation and treatment. If any student needs hospitalisation, they must call the students insurance provider for authority otherwise they will not cover the costs of treatment.
- Note: You must not seek hospital treatment at a private hospital.
- DENTAL Claims: Normal maintenance (including fillings, root canals, polishing, wisdom teeth extractions etc.) are not covered. Only claims for injury to teeth and the initial consultation for the relief of sudden and acute pain using antibiotics etc. will be entertained, up to certain limits.
- ACC (Accident Compensation Corporation) Claims: In these cases, host families must call the International Office emergency helpline for assistance and guidance. Where a student is involved in an accident and an ACC claim form is completed, a copy of the ACC claim form and the ACC claim number must be provided to Rangitoto College.
- In these cases, although it is expected that ACC will cover the costs, the insurance provider must still be advised within 48 hours as per the emergency procedures, as any costs, relating to this claim may not be covered and the insurer will then not entertain any claim. Please know that with an ACC claim, you may be obliged to pay a surcharge for some treatment.
- If you receive any invoices in the mail from any medical institution regarding payment, you must alert the International staff immediately.

If you have a medical emergency and need an ambulance, you need to call 111. If you do not need an ambulance, but you do need to go to hospital, please call us on 0800 563 263.

FREQUENTLY ASKED QUESTIONS

CAN I TRAVEL AROUND NZ?

You are allowed to travel with your homestay family or with an organized tour group like Mana Tours or Kiwiana Tours. We have posters and information about their tours opposite the International Office. There are tours each weekend to places like the Bay of Islands, Rotorua and the Coromandel. There are also great trips every school holidays, including the popular South Island tour. You will need the permission of both your homestay parents and your real parents in order to take part in a trip. Please see the accommodation team for more information. Please note you are NOT allowed to travel on your own or with friends.

CAN I DRIVE WHILE IN NZ?

International students are not allowed to drive at all while studying at Rangitoto College unless you live with your own parents.

CAN I WORK WHILE IN NZ?

You are allowed to apply for work rights if you are in Year 12 or Year 13. You will first need the permission of Rangitoto College and your parents. Once you have received permission, you can apply for a "Variation of Conditions" for your visa, which will enable you to work up to 20 hours/week during term time, and full time during the school holidays. See Victoria for more information.

CAN I SMOKE WHILE IN NZ?

The smoking age in New Zealand is 18 and over. Smoking is not allowed anywhere at school or while you are wearing school uniform (this means on the way to and from school as well). Most host families are non-smoking and will not let you smoke in the house. In NZ, there are very strict rules about smoking. It is illegal to smoke in buildings and work places. Please note we have a NO TOLERANCE policy for drugs, and if you are caught with any kinds of drugs, you will be sent home immediately.

CAN I INVITE MY FRIENDS TO VISIT MY HOMESTAY?

Your homestay family will treat you like a family member, so you will be able to invite friends around just like one of their children. Just make sure you ask your homestay parents in advance if it is okay. You will need to ask your homestay parents if you want your friends to stay the night, and if they say no, you must respect their decision.

HOW DO I OPEN A BANK ACCOUNT?

You just need to go down to the bank with your passport and confirmation of your address here in New Zealand. Victoria from the international office can print you a letter, which confirms your homestay address.

HOW DO I GET AROUND?

Sometimes your homestay family will be able to pick you up and drop you off, and other times you will need to catch a bus. In New Zealand, the buses are very safe and easy to use. See page 15 for information on catching public transport in Auckland (bus, trains and ferries).

LIVING IN AUCKLAND



AUCKLAND CITY

Auckland is the largest city in New Zealand with around 1.66 million people. The sea and many extinct volcanoes surround the city, which has created a beautiful natural landscape. Auckland is a very multicultural city and people from all over the world come to visit, study and work here. There are a number of museums, markets and festivals as well as a wide variety of restaurants, cafes and shops. There is always something different to see or do in Auckland! To check out the latest events in your new city, visit www.eventfinder.co.nz.



NORTH SHORE

Rangitoto College is situated on the North Shore of Auckland, which is connected to the city centre by the Harbour Bridge. The North Shore is a beautiful part of the city and has many beaches and parks to enjoy. The main shopping centres on the North Shore are located in Albany, Takapuna and Glenfield. The North Shore is quite safe although do take care when travelling alone after dark. The public bus system is easy to use and the Northern Busway allows super quick access to the city.



CLIMATE

New Zealand has a temperate climate without extreme weather variations. In Auckland, summer temperatures range from 22-27°C, while winter temperatures range from 10-15°C. The coldest and wettest months are June to August, and the warmest months are December to March. Although it never snows in Auckland, snow is common in the Central Plateau area (Mt Ruapehu) and the South Island. Weather in New Zealand can change unexpectedly due to cold fronts or tropical cyclones, sometimes resulting in "four seasons in one day." It is important to be prepared for sudden weather changes, especially when engaging in outdoor activities like hiking.

TRANSPORT – HOW TO GET AROUND

In New Zealand, the buses are very safe and easy to use. Ask your homestay family where your closest bus stop is and get yourself familiar with the bus system.

You can check the Auckland Transport website <https://at.govt.nz/> for information about timetables and routes for Buses, Trains and Ferries.

If you are going to be travelling regularly on the bus, it is a good idea to get an AT HOP Card. An AT HOP card is a prepaid card for travel on buses, trains and ferry's around Auckland. Using the card also gives you discounts on fares (it costs more if paying with cash). To use the card, hold it flat against the reader when getting on and off the bus.

Make sure you register your card so that you can top it up online and apply for discounted concessions. To top up your card or purchase your card in person you can go to any of the AT HOP retailers listed in the following link: <https://at.govt.nz/bus-train-ferry/at-hop-card/at-hop-retailers/>

REGISTERING YOUR AT HOP CARD

Below is a link with instructions on how to register your AT HOP Card to receive student discounts on Auckland Transport (Buses, Trains and Ferries). You will need your student ID card as proof of eligibility when you register. You will receive your student ID card 1-2 weeks after your arrival.



Students 16 to 19 years old:

<https://at.govt.nz/bus-train-ferry/at-hop-card/card-concessions-discount-fares/secondary-concession-for-students-16-to-19>

Students 15 years or younger: <https://at.govt.nz/bus-train-ferry/fares-discounts/bus-train-fares>



CULTURE SHOCK

Culture shock is simply a common way to describe the confusing and nervous feelings a person may have after leaving a familiar culture to live in a new and different culture. When you move to a new place, you are bound to face many changes. That can be exciting and stimulating, but it can also be overwhelming. You may feel sad, anxious, frustrated, and want to go home.

It is natural to have difficulty adjusting to a new culture. People from other cultures (whom you will be hanging out with and going to school with) may have grown up with values and beliefs that differ from yours. Because of these differences, the things they talk about, the ways they express themselves, and the importance of various ideas may be very different from what you are used to. However, the good news is that culture shock is temporary.

Whenever possible, interact with the local population. Do not be tempted to isolate yourself, even if it is within a group of other students from your country. Locals will generally be pleased to introduce you to their culture and willing to answer questions. Do not be afraid of making mistakes. When you are eager to learn people are usually more than willing to meet you halfway and learn from you too.



CREATING A HOME AWAY FROM HOME

As you are packing up to begin your Adventure in New Zealand, do not forget to bring a few things that remind you of the place you call home. Homesickness can hit anyone especially if it is your first time away from friends and family. One of the easiest ways to make your new space feel homier is bringing along some photos of friends and family. Put them in a place where you can see them regularly, and do not forget you have people back home who want you to be successful during your studies here! Find ways to keep in touch with family and friends at home. Sometimes you just need to talk with someone who fully understands who you are and understands how you feel. Keeping in touch also makes the homecoming process much easier.

In the first few weeks after your arrival you may experience some of the below feelings.

NAUMAI NZ

There are a number of International Students who have chosen to come and experience the education and activities that New Zealand has to offer.

New Zealand Education has created a Web Forum as a Welcome and Invitation for new students. This is to help you feel as though you are a part of something special. NauMai is for students arriving and studying in New Zealand and has information to help you experience land, lifestyle, and culture and navigate daily life here in your new home.

They give Help and Advice on the following:

- **BEFORE ARRIVING**
- **CULTURE AND LIFESTYLE**
- **EXPLORING NEW ZEALAND**
- **HEALTHCARE**
- **HOUSING**
- **LAWS AND GOVERNMENT**
- **MONEY AND BANKING**
- **PERSONAL WELLBEING**
- **STUDY AND EDUCATION**
- **VISAS AND IMMIGRATION**
- **WORKING**

If you are interested in joining this free forum, please follow the following link:

<https://naumainz.studyinnewzealand.govt.nz/>

THINK NEW NEW ZEALAND EDUCATION

NAUMAI NZ

'Nau mai' is a Māori phrase of invitation and welcome.

As an international student this is your place to learn about Aotearoa New Zealand, find the information and advice you need, and connect with and explore your new home away from home.

[Join the community](#)

[Create goals for your time in New Zealand](#)

Video
Learn about Māori culture

EXTRA CURRICULAR ACTIVITIES

During your time here at Rangitoto, we highly recommend that you get yourself as involved as possible in whatever activity or group may interest you. The school has a lot to offer and there are so many people to meet and opportunities to take part in. We have included information on both in school and outside school activities in this booklet for you.

HOW TO JOIN A SPORTS TEAM

Rangitoto College has many sports on offer to students.

If you are interested in playing a sport, check out the Rangitoto College Sport website: <https://www.rangitoto.school.nz/sport/> and talk to the staff in the Sports Office.

Most sports fees are **not included** in the international fees so you will need to pay this separately to the Finance Office.

Some sports require you to be at after school trainings and games that may be held at various venues around the North Shore, so you will need to have plans in place to get yourself to and from the games. You may also need to purchase a sports uniform or equipment, so it is important to find out all the requirements before you sign up for a sport.

QUESTIONS TO ASK

- How much are the fees?
- What equipment do I need to have?
- Do I need to purchase a sports uniform
- What day and time are practices and games?
- Where are the practices and games held?

We also have two special sports programmes (Rugby and Sailing) for international students. If you are interested in either of these, then please come and talk to Vanesa Pearce in the International Office.



HOW TO JOIN A PERFORMING ARTS GROUP

Performing Arts at Rangitoto College is huge for opportunities. Music, Drama and Dance are all included in this group with a number of staff members passionately running these programmes to the highest level. The admin team based in the A Block (MUSIC) can help you get involved in whatever groups you wish.

For more information on what is available, go to the following link:

<https://www.rangitoto.school.nz/performing-arts/>

MUSIC

There is nothing quite like the Music Department at Rangitoto College. Our classrooms and teaching studios are constantly alive with rehearsals, music lessons and performances.

Whether you are a beginner bass player, a confident singer or a virtuoso saxophonist, you can get involved in the huge range of activities and opportunities offered.

DANCE

Our Dance department truly delivers an excellent education. With a purpose-built studio consisting of sprung floors, a full lighting rig and top quality sound system, students are provided with a space in which to explore a myriad of genres from teachers who are at the top in their respective genres.

DRAMA

Drama as a curriculum subject is not solely about creating actors, directors, writers or designers but rather socially aware young people who can engage with a rapidly changing world. The Drama experience allows students to develop inter- and intra-personal skills, team building skills and social and emotional literacy skills.



ACTIVITIES OUTSIDE SCHOOL

The Sports and Outdoor Activities that New Zealand has to offer are world famous with water and extreme activities winning in popularity.

Below is a list of what Auckland offers.

ARCHERY: The Shore Archery club welcomes new members with a 13-target range.

<https://shorearchery.co.nz/>

BADMINTON: Harbour Badminton offers after-school sessions and court hire.

<http://www.bnh.org.nz>

DANCING: Neverland Studios offers various dance classes and studio hire.

<http://www.neverlandstudios.co.nz>

KARATE: Fushin Ryu Karate NZ in Browns Bay offers classes for all abilities.

<http://www.frk.org.nz>

INDOOR SPORTS: YMCA North Shore offers basketball, netball, and indoor soccer.

<http://www.ymcauckland.org.nz>

SAILING: Various sailing clubs offer beginner lessons.

<http://www.murraysbay.org/murrays-bay-sailing-club>

SKIING/SNOWBOARDING: Snow Planet is an indoor snow park near Rangitoto.

SPORTS EVENTS: Watching Auckland sports teams is a great way to experience Kiwi culture.

SURFING: Many surf clubs and beaches are available near Rangitoto.

SWIMMING: AUT Millennium has an Olympic-sized pool near the school.

<http://www.autmillennium.org.nz>

TABLE TENNIS: North Harbour Table Tennis Association in Northcote offers casual play and clubs.

<http://www.northharbourtabletennis.com>

CONNECT WITH US



**F
O
L
L
O
W
U
S**

**Rangitoto
College**

To share your adventures while
studying at Rangitoto College, use the
tags

@RangitotoInternational

#Rangitoto_College_Int